



## Week Snapshot

Dear Family,

Learning basic phonic skills can help a child read. This week's focus will be all about final blends. sk - nd - nt - ft - ng Practice the following words this week at home.

## Word List

pond - mask - ant - gift - ring - wand

## Poem of the Week

### The Fairy

I saw a fairy flying near a pond.  
She had a magic wand. She  
granted me a gift. She gave me a  
grand gold ring. She flew away,  
flapping her tiny wings.

## Activities

Here are some activities you can do at home with your child this week!

- Look at the words below.
- Have your child read the word.
- Draw a picture to match the word.

pond

mask

ant

gift

ring

wand


Name: \_\_\_\_\_

Directions: Cut out the words and glue them to the correct column.

**Ending  
Blends**

~~**Ending  
Blends**~~

FirstiePhonics<sup>®</sup> Home Connection



pond sing mask dark ant

gift boat ring loaf wand

pond

mask

ant

gift

ring

wand

Name: \_\_\_\_\_

Read and color the skill focus words.

# The Fairy

I saw a fairy flying near a pond.

She had a magic wand. She granted me a gift. She gave me

a grand gold ring. She flew away, flapping her tiny wings.

Skill Focus Words:

\_\_\_\_\_

\_\_\_\_\_

\_\_\_\_\_

\_\_\_\_\_

\_\_\_\_\_

\_\_\_\_\_

\_\_\_\_\_

\_\_\_\_\_

\_\_\_\_\_

\_\_\_\_\_

\_\_\_\_\_

\_\_\_\_\_

\_\_\_\_\_

\_\_\_\_\_

\_\_\_\_\_

\_\_\_\_\_


\_\_\_\_\_

\_\_\_\_\_


Name: \_\_\_\_\_

Read and circle the picture.


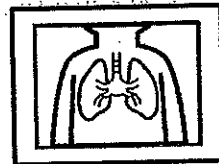
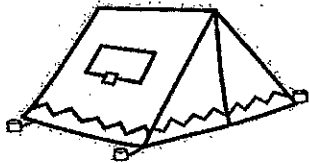
vent



ring




desk



nest



wind



Write a sentence using some of the words.

\_\_\_\_\_

\_\_\_\_\_

\_\_\_\_\_

\_\_\_\_\_

\_\_\_\_\_

Name: \_\_\_\_\_

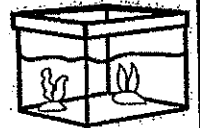
Read and write the word.

wand pond cast tank mask

Where is my \_\_\_\_\_?




The fish are in the \_\_\_\_\_.



I will need a \_\_\_\_\_.



What is in the \_\_\_\_\_?



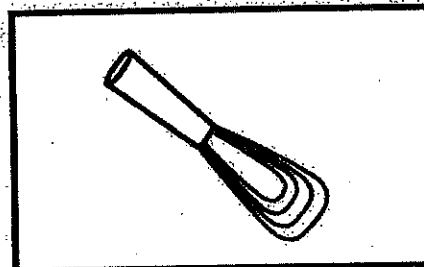




I fell and need a \_\_\_\_\_.





Name: \_\_\_\_\_

Write and read the word.



Name: \_\_\_\_\_

Write the matching sentence to picture.



I will drink milk.

Can I ask a question?

Watch me honk this.

I will wink at my mom.

1. \_\_\_\_\_

2. \_\_\_\_\_



3. \_\_\_\_\_

4. \_\_\_\_\_



# Moral of the Story

What is the moral or lesson of the story?  
How is this important to your life?



Name: \_\_\_\_\_

# Connect It!

Write your connection to the story.

Handwriting practice lines consisting of four sets of solid top and bottom lines with a dashed midline.

Name: \_\_\_\_\_

# Connect It!

Write your connection to the story. Illustrate your response.


Name: \_\_\_\_\_



# Label it!

Frogs

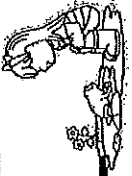
Name: \_\_\_\_\_




tail body legs mouth eyes

# Label it!

Frogs



Name: \_\_\_\_\_



pond girl flowers frog

# Label it!

Frogs


Name: \_\_\_\_\_

\_\_\_\_\_

\_\_\_\_\_

\_\_\_\_\_

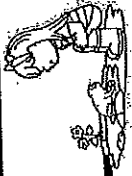
\_\_\_\_\_




eyes belly lily pad mouth

# Label it!

Frogs



Name: \_\_\_\_\_




front legs belly eyes mouth crown back legs

# Label it!

Frogs



Name: \_\_\_\_\_



belly eyes mouth nose legs



# Mix It! Fix It!

Frogs



Name: \_\_\_\_\_

Fix It:

Write It:

Illustrate It:

© 2010/11

like

not

.

I

do

toads

# Mix It! Fix It!

Frogs



Name: \_\_\_\_\_

Fix It:

Write It:

Illustrate It:

can	jump	.	A	frog
-----	------	---	---	------

# Mix It! Fix It!

Frogs



Name: \_\_\_\_\_

Fix It:

Write It:

Illustrate It:

© 2004

green

is

.

The

frog

# Mix It! Fix It!

Frogs



Name: \_\_\_\_\_

Fix It:

Write It:

Illustrate It:

© 2014

the

I

.


see

pond

Name: \_\_\_\_\_

# Story Starter!

Frogs



Capital Letter

→ The boy likes ice cream.

Finger Spaces

The boy likes ice cream.

End Mark

The boy likes ice cream!

Makes sense and looks right