


I-17

Write down all of your thoughts on this topic in the box.

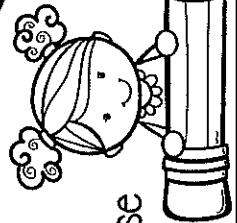


# INFORMATIVE

Someone I  
Admire

Write about a  
person you  
admire.

Tell what  
you know  
about the  
topic.



Put a star ★ next to ideas  
you think you will use.

Track your progress

- Brainstorm
- Organize
- First Draft
- Edit and Revise
- Final Draft

Name

Date



Paragraph Title: \_\_\_\_\_

Topic Sentence:

\_\_\_\_\_

\_\_\_\_\_

\_\_\_\_\_

\_\_\_\_\_

\_\_\_\_\_

Supporting Facts:

\_\_\_\_\_

\_\_\_\_\_

\_\_\_\_\_

\_\_\_\_\_

\_\_\_\_\_

\_\_\_\_\_

\_\_\_\_\_

Closing Sentence:

\_\_\_\_\_

\_\_\_\_\_

\_\_\_\_\_

\_\_\_\_\_

\_\_\_\_\_

# INFORMATIVE

Use your brainstorming ideas to organize your thoughts.

Introduce the topic.

Tell what you know. (Use facts to tell about the topic.)


Restate the topic using different words.

Name \_\_\_\_\_

Date \_\_\_\_\_

# INFORMATIVE

Use the editing marks to note errors.



Capitalize a letter



Change to lower case



Add end mark



Insert



Delete



Switch words or letters



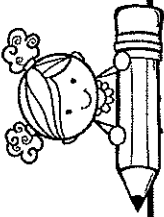
Fix spelling



Tip: Use a different color to edit your draft.

Paragraph Title: \_\_\_\_\_


Use what you wrote in the organizing boxes to write your first draft.



Handwriting practice area with 10 sets of lines (top solid, middle dashed, bottom solid).

Name \_\_\_\_\_

Date \_\_\_\_\_



by \_\_\_\_\_

Handwriting practice lines consisting of a solid top line, a dashed middle line, and a solid bottom line. There are 10 such sets of lines arranged vertically.

\_\_\_\_\_

# HELPFUL WORDS AND PHRASES

## Opinion

I think

I believe

I feel

I like

I don't like

## Narrative

then

next

after that

finally

First, second, third

## Closing Sentence

Finally

In conclusion

That is why

To sum up

To wrap up

## Linking Words

because

although

even though

also

but

and

however

besides

including

in order to

for example

for instance

