

Dear Families-

Enclosed are materials that may be used for additional practice. These assignments are not mandatory; however, they are beneficial! :) I wish you and your family the very best!!!

Please contact me at







owenss@allowayschool.org at any time. Be safe & I hope to see you soon!

Best,

Stephanie Owens


What Should I Wear?

Sometimes we have to wear certain clothes because of the weather. Look at the clothes. What type of weather would you wear these clothes in? Draw a line from the clothing to the correct picture of the weather.



Wonderful Weather Word

Make your own book! Cut along the dotted lines to make your book cover, then follow the directions on the next 5 pages to make your very own Weather Word book.



Wonderful Weather Word

Read each page. Trace the weather word. Draw a picture that matches the sentence, then cut out the page. When you are done with all the pages, ask a grownup to staple your book together.



Today is
sunny and hot.

Wonderful Weather Word

Read each page. Trace the weather word. Draw a picture that matches the sentence, then cut out the page. When you are done with all the pages, ask a grownup to staple your book together.



Today is
windy and rainy.

Wonderful Weather Word

Read each page. Trace the weather word. Draw a picture that matches the sentence, then cut out the page. When you are done with all the pages, ask a grownup to staple your book together.



Today is
snowy and cold.

Wonderful Weather Word




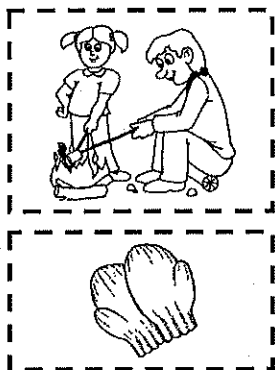
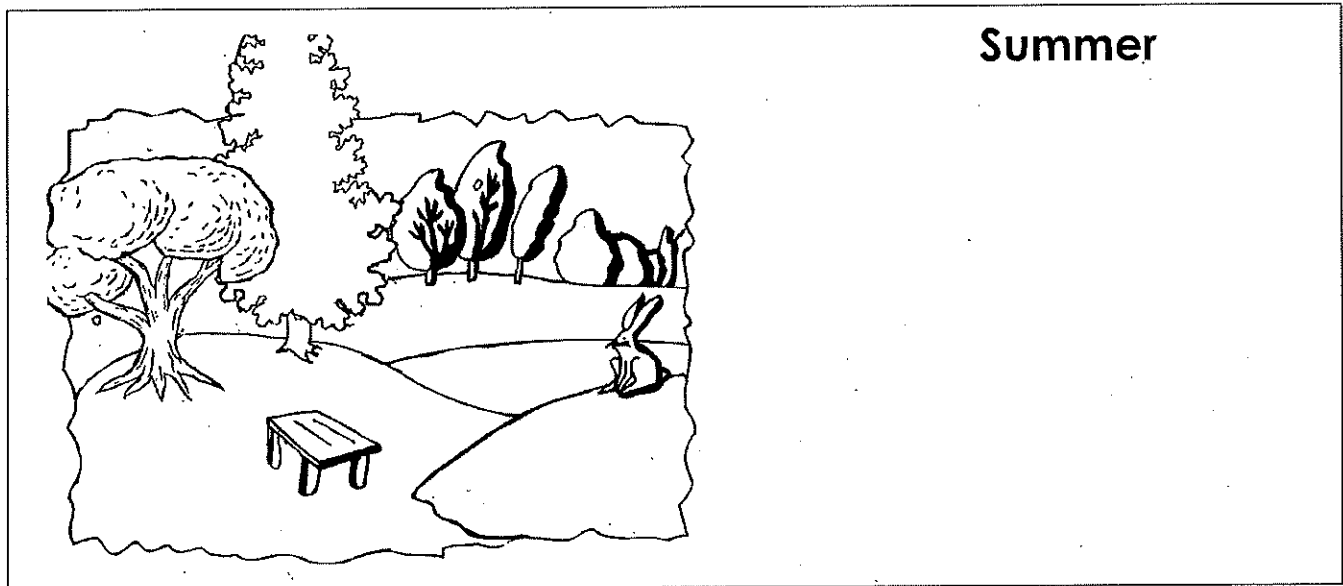
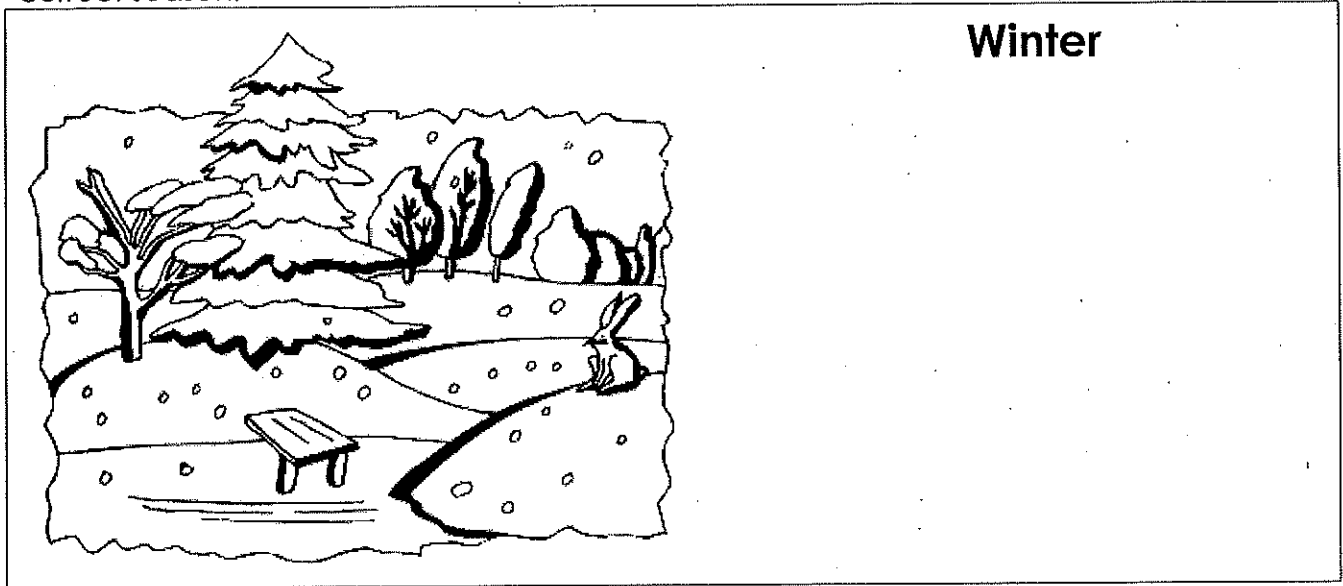
Read each page. Trace the weather word. Draw a picture that matches the sentence, then cut out the page. When you are done with all the pages, ask a grownup to staple your book together.



Today is
cloudy.


Winter or Summer

Color the pictures. Then cut and paste the pictures at the bottom of the page next to the correct season.





Winter or Summer


Color the pictures. Then cut and paste the pictures at the bottom of the page next to the correct season.



Winter




Summer
















All Kinds of Weather

Draw a line to match the children to the weather.



Different Weather

Draw an X on the picture in each box that does not belong.

Name: _____

Roll and Color

Directions: Roll two dice and color the number...

Welcome Spring!



Name: _____

Roll and Color

Directions: Roll two dice and color the number.


Welcome Spring!



Name: _____

Roll and Color


Directions: Roll two dice, and cover the number.



Name: _____

Roll and Color


Directions: Roll two dice, and color the number.



Name: _____

Roll and Color


Directions: Roll two dice, and color the number.



Name: _____

Roll and Color



Directions: Roll two dice and color the number.



Name: _____

Roll and Color

Directions: Roll two dice, and color the number.



Name: _____



Roll and Color

Directions: Roll two dice, and color the number.



Name: _____



Roll and Color



Name: _____

Roll and Color

Directions: Roll two dice, and color the number.



Name: _____

Color:



blue




orange



red







yellow



Count the shapes.

Color the graph.

Tracing Practice

Numbers

2 3 4 5 6 7 8 9 10

2 3 4 5 6 7 8 9 10

2 3 4 5 6 7 8 9 10

2 3 4 5 6 7 8 9 10

2 3 4 5 6 7 8 9 10

2 3 4 5 6 7 8 9 10

Tracing Practice

Numbers

2 3 4 5 6 7 8 9 10

2 3 4 5 6 7 8 9 10

2 3 4 5 6 7 8 9 10

2 3 4 5 6 7 8 9 10

2 3 4 5 6 7 8 9 10

2 3 4 5 6 7 8 9 10

Tracing Practice

Numbers

2 3 4 5 6 7 8 9 10

2 3 4 5 6 7 8 9 10

2 3 4 5 6 7 8 9 10

2 3 4 5 6 7 8 9 10

2 3 4 5 6 7 8 9 10

2 3 4 5 6 7 8 9 10

Tracing Practice

Numbers

1 2 3 4 5 6 7 8 9 10

1 2 3 4 5 6 7 8 9 10

1 2 3 4 5 6 7 8 9 10

1 2 3 4 5 6 7 8 9 10

1 2 3 4 5 6 7 8 9 10

1 2 3 4 5 6 7 8 9 10

Tracing Practice

Numbers

2 3 4 5 6 7 8 9 10

2 3 4 5 6 7 8 9 10

2 3 4 5 6 7 8 9 10

2 3 4 5 6 7 8 9 10

2 3 4 5 6 7 8 9 10

2 3 4 5 6 7 8 9 10